

## Setup for Mac to use the Internet Connection from your Blackberry via Bluetooth

- Unzip and copy the Modem Drivers to /Library/Modem Scripts

### Setup the Bluetooth Connection to the BB.

When setting up the device, don't select "Mobile Phone" but "Any Device".

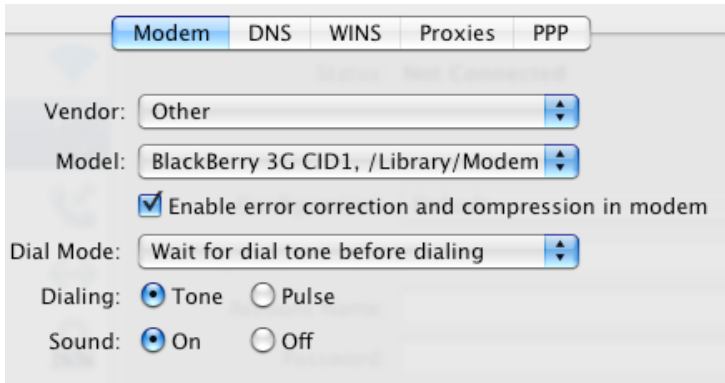
Allow Internet Access through this device.

-Phone Vendor "Other"

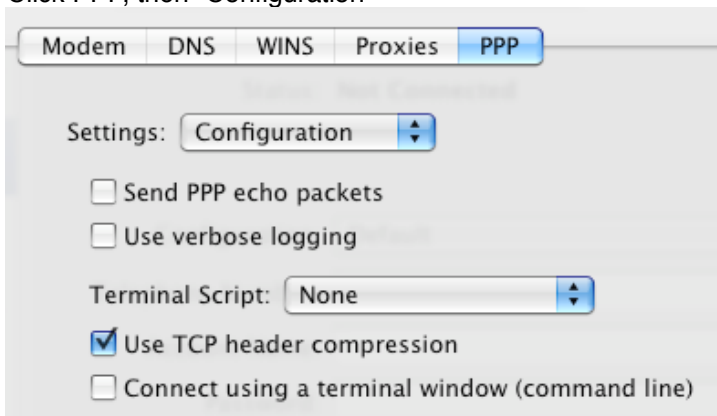
-Phone Model "Blackberry 3G ..... (I've chosen the first one)

Once the Setup is completed in the Bluetooth Section, go to the Network Section in System Preferences.

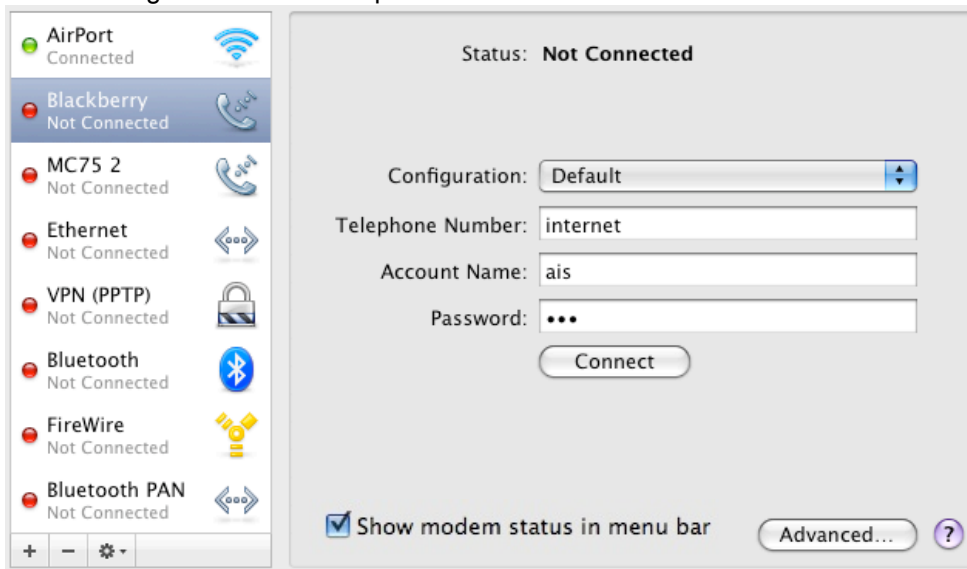
- Click on the "+" sign.
- Under Interfaces select the "Blackberry 3G ....."
- As Service name enter whatever you like (e.g. Blackberry)
- Click "Create"
- Click "Advanced"



Click PPP, then "Configuration"



Enter Settings as shown in the pic below



## Setup for Mac to use the Internet Connection from your Blackberry via Bluetooth

